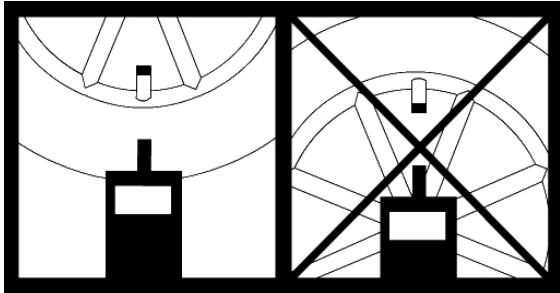


**QUICK USER
MANUAL**

VT15



TRIGGER TOOL FOR TPMS



1 - Put the VT15 in front of the tire near the sensor



2 - Start the cycle by pressing and releasing the left key (TX1)



1 to 50 seconds

3 - The result can be immediately to 50 seconds



4 - Stop the cycle by pressing the right key (TX2)


*** The cycle stops itself after 50 seconds**



Low Bat light on (TX2)



Replace the battery by a similar



Do not dispose of the battery to the dustbin*



The crossed-out wheeled dustbin means that within the EU the product must be taken to separate collection at the product end-of life.

For all updates, manuals and information see the following link:

www.ateq-tpms.com

EU Declaration of Conformity (DoC)

We

Company name : ATEQ
Postal address : 15 rue des Dames
Postcode and City : 78340 Les Clayes sous Bois
Telephone number : 01 30 80 10 20
E-Mail address : info@ateq.com

declare that the DoC is issued under our sole responsibility and belongs to the following product:

Apparatus model/Product : **TPMS (Tire-pressure monitoring system) Tool**
Type : **VT15**

Object of the declaration

The object of the declaration described above is in conformity with the relevant Union harmonisation legislation:

Radio Equipment (RED) Directive 2014/53/EU

References to the relevant harmonised standards used or references to the other technical specifications in relation to which conformity is declared:


**EN 61010-1:2010, EN 61326-1:2013,
EN 301 489-1 V2.2.3, EN 300 220-2: V3.2.1, EN 300 330 V2.1.1**

Non-harmonized standards:

EN62479:2010

Signed for and on behalf of :
Place and date of issue

Mr Jacques MOUCHET, Chairman and CEO



30 Nov., 2020